

beava[®]


THE START TO A GREAT FINISH

MOSAIC MESH[™]


HI-GRAB SELF ADHESIVE STIFFENING
MESH TO MAKE MOSAIC FIXING EASY

- DE** Selbstklebende high-tack Gewebematte, zur einfachen Verlegung von Mosaik
- SE** Självhäftande nät med extra starkt klister som förenklar fastsättning av Mosaik
- NL** Zelfklevend versterkingsgaas voor het fixeren van mozaiek tegels
- FR** Filet haute adhérence pour une pose facile de la mosaïque

www.mosaicmesh.co.uk




Without Mosaic Mesh,
tiles are floppy,
unwieldy and prone
to slippage →



**ALL MOSAICS ARE HELD
EVENLY SPACED AND
PERFECTLY FLAT**

Problem solved!
Mosaic Mesh
supports the tiles
and makes tiling
quick and easy



**MOSAIC
MESH™**

THE PROBLEM WITH MOSAICS...

Putting mosaic tiles on paper backing was a huge step forward. But installers still have to deal with the problems caused by unsupported mosaics. However skilled the tiler, the top tiles on each sheet close up the grout gap if left unsupported, the spacing becomes irregular and each mosaic sits unevenly in the adhesive.

...THE PROBLEM SOLVED!

Mosaic Mesh is a simple, rigid plastic mesh with a self-adhesive backing. Simply stick it to the underside of your mosaic sheet and it gives complete support during tiling. Mosaic Mesh is supplied in a 300x300mm size to suit most mosaic sheets. At just 3mm thick, it adds practically no extra depth and can easily be cut with a knife or scissors.

'HOW DID WE EVER MANAGE WITHOUT IT?'

Mosaic mesh makes mosaic fixing quick and easy, saving hours of painstaking work. That's why so many professionals are wondering how they ever managed without it. Once they try it, they never want to go back to fiddling about with floppy, slippy mosaic sheets again.

